



# *Door Furniture*

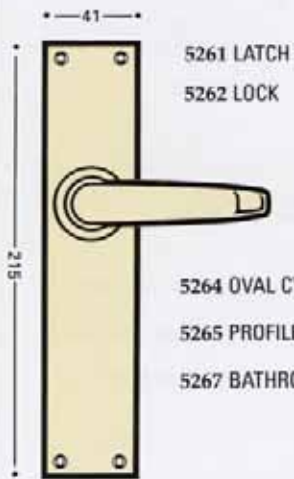
A wide selection of door fittings, many based on period originals, are to be found in this section.

Ideal for both new build and refurbished projects, Frank Allart door furniture is designed for use in both commercial and residential environments, complementing the finest doors and interior schemes.

Modern production techniques are employed to ensure the highest standards of quality and performance. Fixing systems are available to cater for all manner of door constructions and designs.

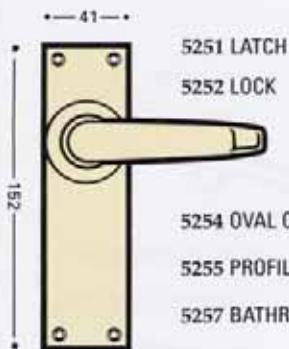
There is no real substitute for Frank Allart furniture.

# LEVER FURNITURE



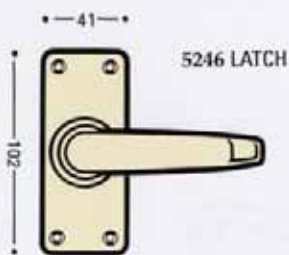
5261 LATCH  
5262 LOCK

5264 OVAL CYLINDER  
5265 PROFILE CYLINDER  
5267 BATHROOM



5251 LATCH  
5252 LOCK

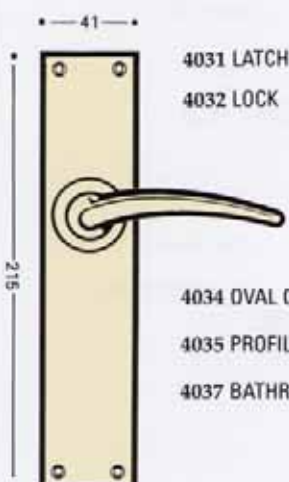
5254 OVAL CYLINDER  
5255 PROFILE CYLINDER  
5257 BATHROOM



5246 LATCH

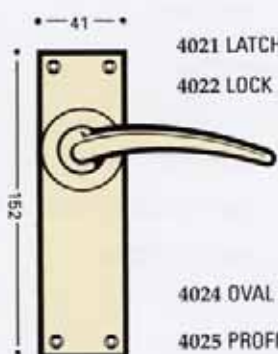


5220 ROUND ROSE



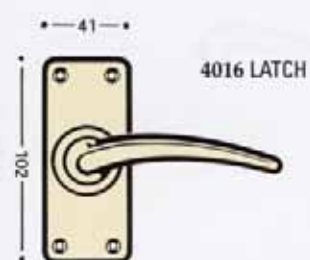
4031 LATCH  
4032 LOCK

4034 OVAL CYLINDER  
4035 PROFILE CYLINDER  
4037 BATHROOM



4021 LATCH  
4022 LOCK

4024 OVAL CYLINDER  
4025 PROFILE CYLINDER  
4027 BATHROOM



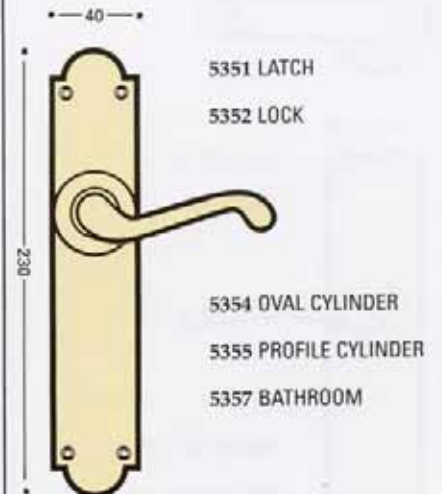

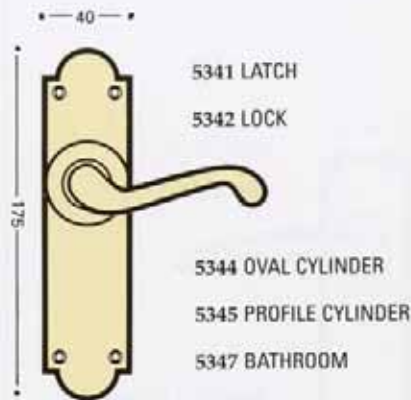
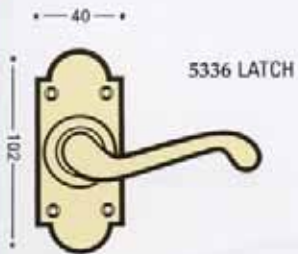
4016 LATCH



4011 ROUND ROSE

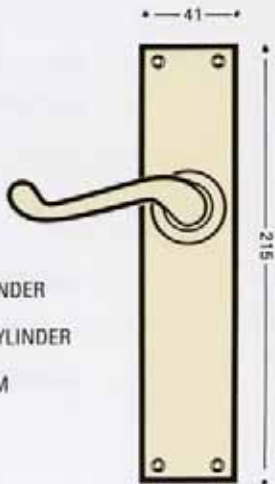


# LEVER FURNITURE



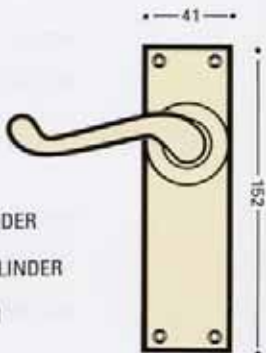
# LEVER FURNITURE

5181 LATCH  
5182 LOCK



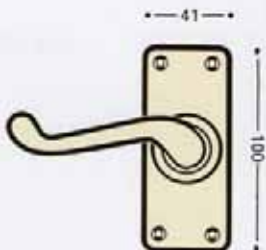
5184 OVAL CYLINDER  
5185 PROFILE CYLINDER  
5187 BATHROOM

5171 LATCH  
5172 LOCK

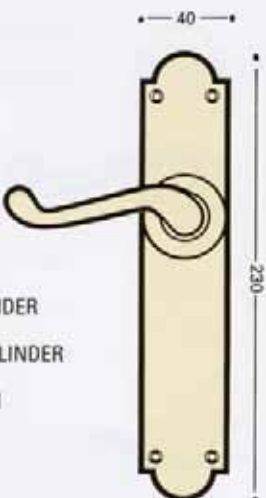


5174 OVAL CYLINDER  
5175 PROFILE CYLINDER  
5177 BATHROOM


5166 LATCH



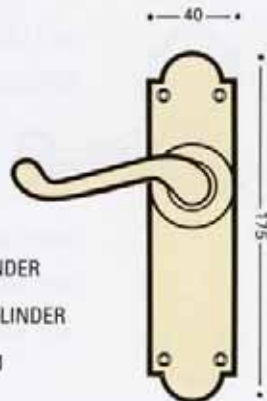
5381 LATCH  
5382 LOCK



5384 OVAL CYLINDER  
5385 PROFILE CYLINDER  
5387 BATHROOM

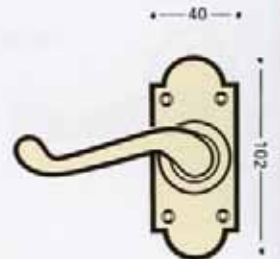


5371 LATCH  
5372 LOCK

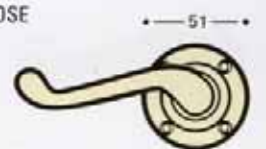


5374 OVAL CYLINDER  
5375 PROFILE CYLINDER  
5377 BATHROOM

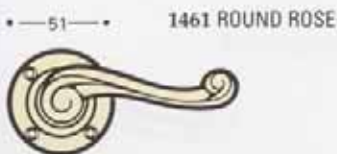
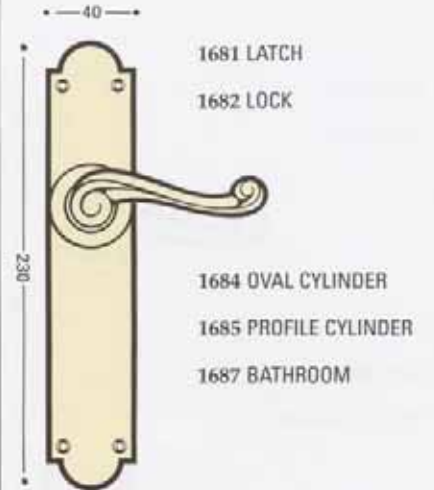
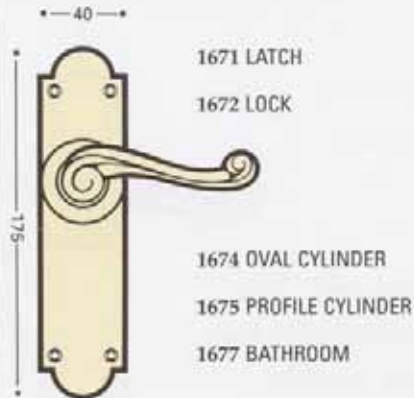
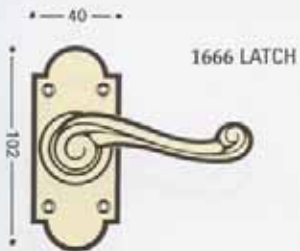
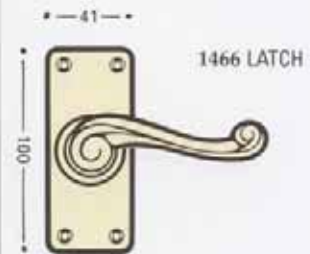
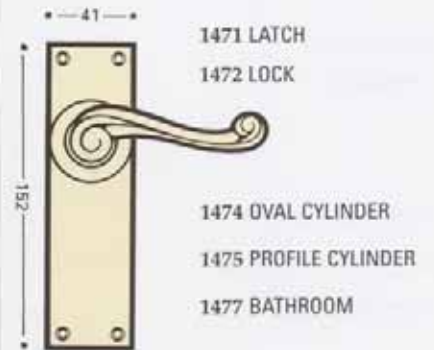
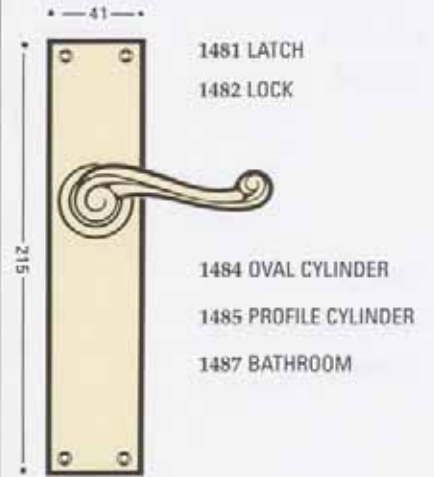
5366 LATCH



5361 ROUND ROSE

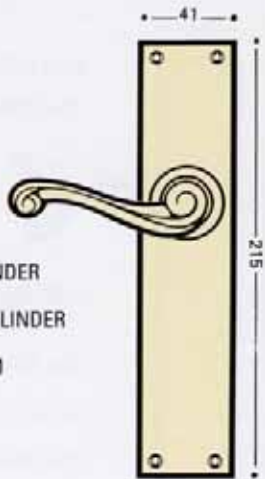


# LEVER FURNITURE



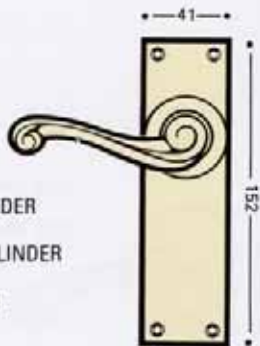
# LEVER FURNITURE

1751 LATCH  
1752 LOCK



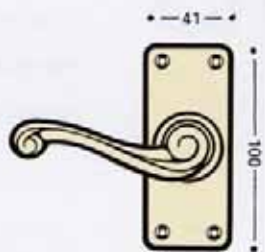
1754 OVAL CYLINDER  
1755 PROFILE CYLINDER  
1757 BATHROOM

1741 LATCH  
1742 LOCK

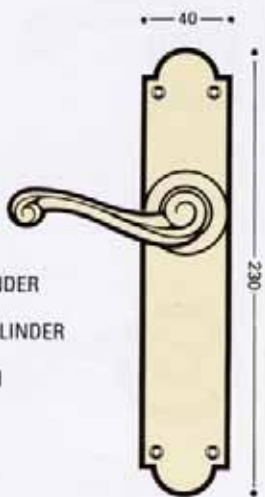


1744 OVAL CYLINDER  
1745 PROFILE CYLINDER  
1747 BATHROOM

1736 LATCH

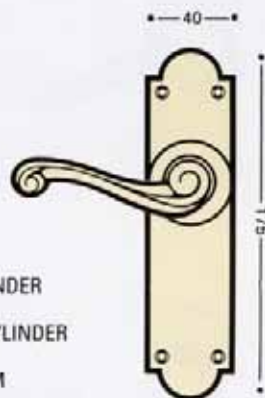


1951 LATCH  
1952 LOCK



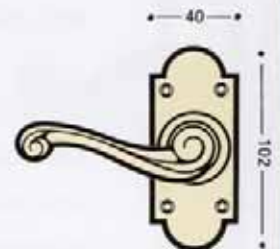
1954 OVAL CYLINDER  
1955 PROFILE CYLINDER  
1957 BATHROOM

1941 LATCH  
1942 LOCK

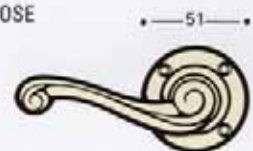


1944 OVAL CYLINDER  
1945 PROFILE CYLINDER  
1947 BATHROOM

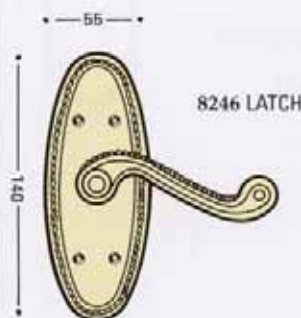
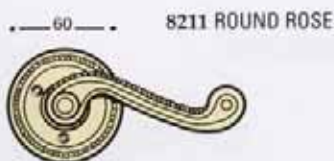
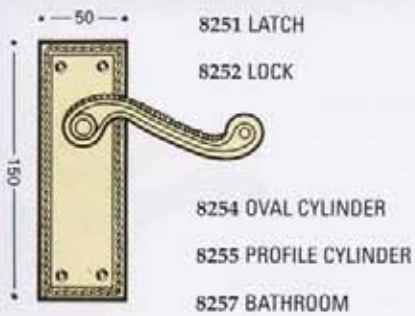
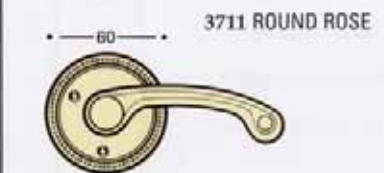
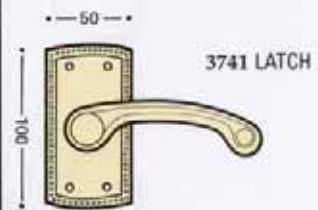
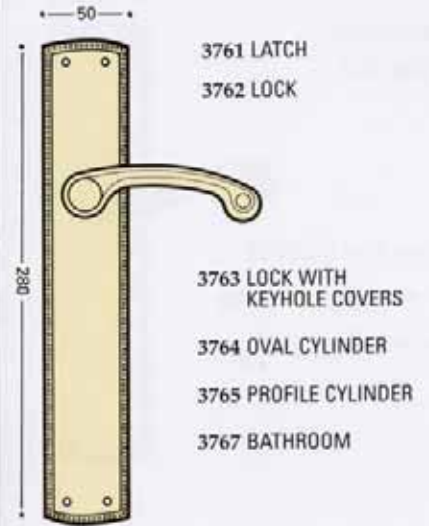
1936 LATCH



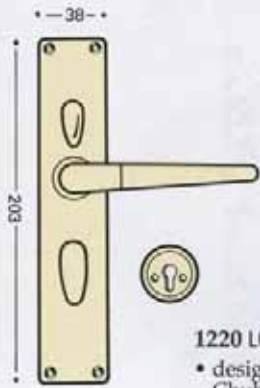
1731 ROUND ROSE



# GEORGIAN & REGENCY LEVER FURNITURE

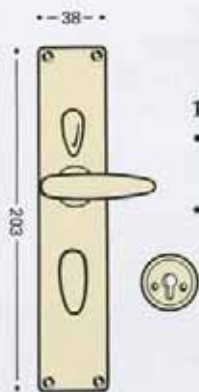


# LEVER FURNITURE



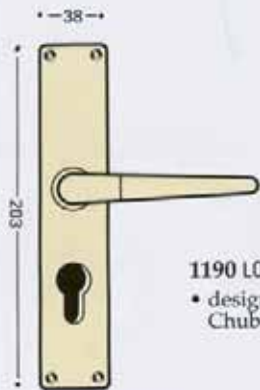
## 1220 LOCK SET

- designed to suit Chubb 3R35 locking latch
- reversible lever



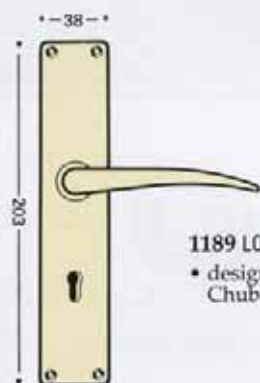
## 1218 LOCK SET

- designed to suit Chubb 3R35 locking latch
- reversible lever



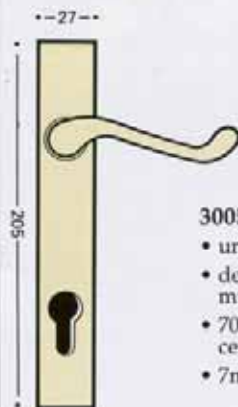

## 1190 LOCK SET

- designed to suit Chubb 3C20 lock



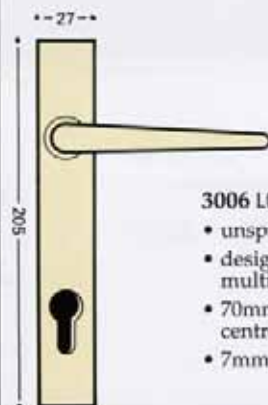
## 1189 LOCK SET

- designed to suit Chubb 3K70 lock



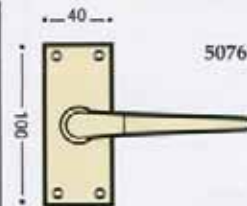
## 3005 LOCK SET

- unsprung
- designed to suit multi-point locks
- 70mm or 92mm centres
- 7mm or 8mm spindle

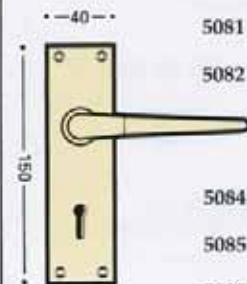


## 3006 LOCK SET

- unsprung
- designed to suit multi-point locks
- 70mm or 92mm centres
- 7mm or 8mm spindle



## 5076 LATCH



## 5081 LATCH

## 5082 LOCK

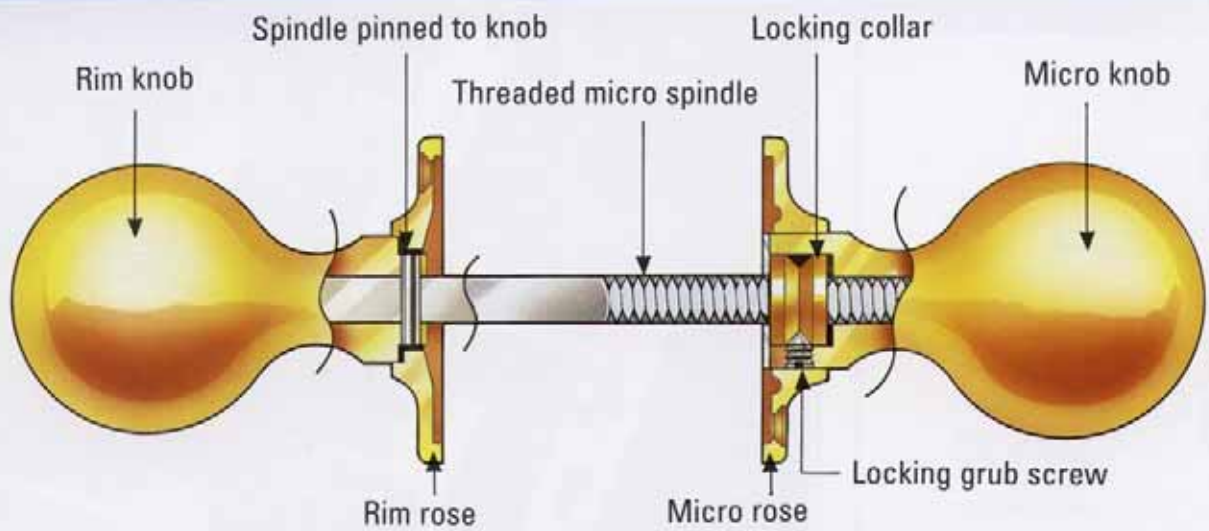
## 5084 OVAL CYLINDER

## 5085 PROFILE CYLINDER

## 5087 BATHROOM

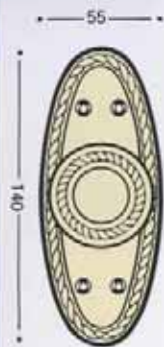


# MICROTITE SPINDLE ARRANGEMENT (OPTIONAL)

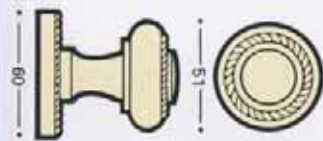


- UNIQUE DESIGN
- INFINITELY ADJUSTABLE FOR DOORS BETWEEN 35MM AND 65MM THICK
- ALL THE PULLING FORCE TRANSFERRED THROUGH THE SPINDLE
- NO VISIBLE GRUBSCREW
- IDEAL FOR HOLLOW CORE DOORS OR THOSE FITTED WITH A CLOSER

## GEORGIAN & REGENCY KNOB FURNITURE



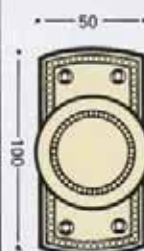
8346 KNOB ON OVAL PLATE  
knob diameter : 51  
8347 C/W MICROTITE SPINDLE



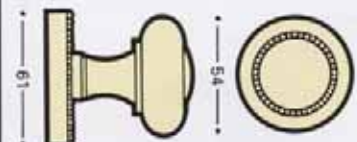
8311 KNOB ON ROSE  
8312 C/W MICROTITE SPINDLE



8341 KNOB ON LATCH PLATE  
knob diameter : 51  
8342 C/W MICROTITE SPINDLE

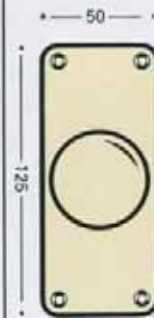


3841 KNOB ON LATCH PLATE  
knob diameter : 54  
3842 C/W MICROTITE SPINDLE



3811 KNOB ON ROSE  
3812 C/W MICROTITE SPINDLE

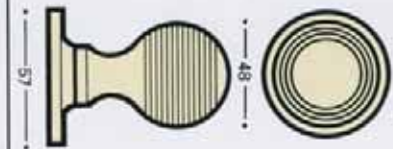
# KNOB FURNITURE



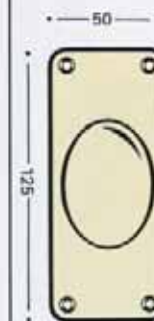
**1024 BALL KNOB  
ON PLATE**  
knob size : 48 dia



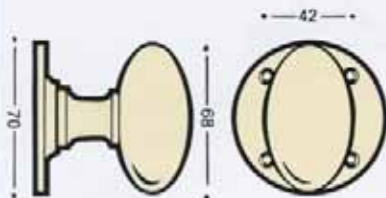
**1023 BALL KNOB**  
• plain design  
**3000 C/W MICROTITE  
SPINDLE**



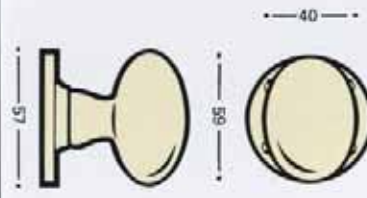
**1027 BALL KNOB**  
• reeded design  
**2927 C/W MICROTITE  
SPINDLE**



**1032 OVAL KNOB  
ON PLATE**  
knob size : 59 x 40



**1016 OVAL KNOB**



**1021 OVAL KNOB**  
**2999 C/W MICROTITE  
SPINDLE**

# KNOB FURNITURE



**3034 BUN KNOB**  
• plain design

2934 C/W MICROTITE SPINDLE



**3038 BUN KNOB**  
• beaded design

2938 C/W MICROTITE SPINDLE



**3045 BUN KNOB**  
• reeded design

2945 C/W MICROTITE SPINDLE

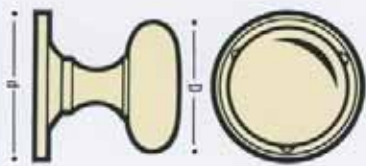


**3041 BUN KNOB**  
• stepped design

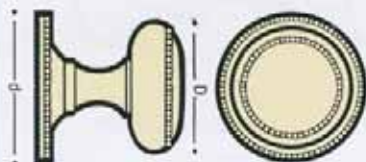
2941 C/W MICROTITE SPINDLE

size	knob D	rose d
A	51	57
B	57	64
C	64	70

# KNOB FURNITURE

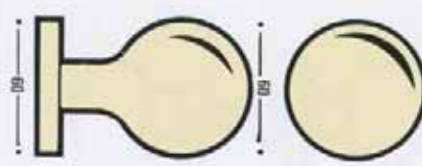


**1022 CUSHION KNOB**  
 • plain design  
 2922 C/W MICROTITE SPINDLE

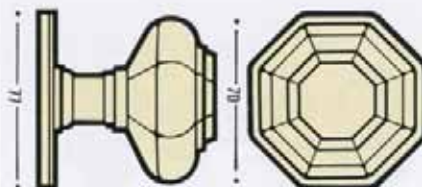


**3036 CUSHION KNOB**  
 • beaded design  
 2936 C/W MICROTITE SPINDLE

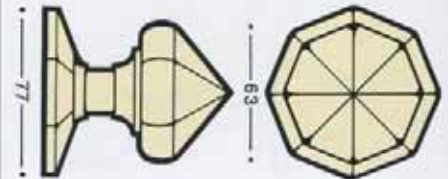
size	knob D	rose d
A	57	64
B	64	70



**7199 BALL KNOB**  
 • rose has screw on cover to conceal fixing screws

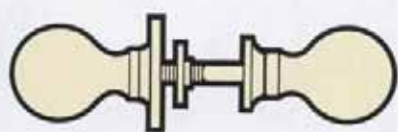


**3037 OCTAGONAL KNOB**

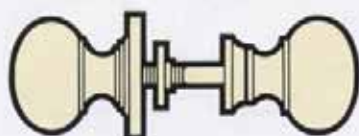


**1068 OCTAGONAL KNOB**

# KNOB FURNITURE FOR RIM LOCKS



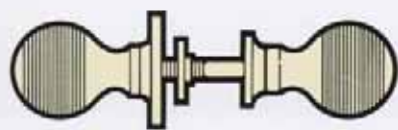
**3123 BALL KNOB**  
 • plain design  
 knob diameter : 48  
 rose diameter : 57



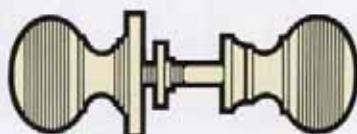
**3134 BUN KNOB**  
 • plain design  
 knob diameter : 51, 57  
 rose diameter : 57, 64



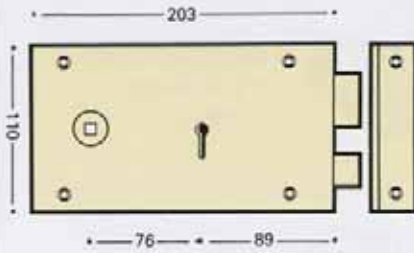
**3121 OVAL KNOB**  
 knob size : 59 x 40  
 rose diameter : 57



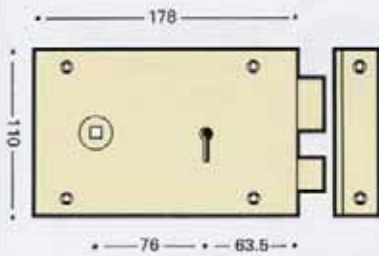
**3127 BALL KNOB**  
 • reeded design  
 knob diameter : 48  
 rose diameter : 57



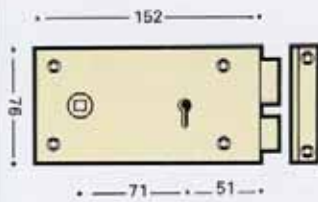
**3145 BUN KNOB**  
 • reeded design  
 knob diameter : 51, 57  
 rose diameter : 57, 64



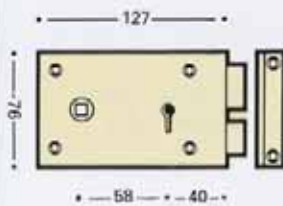
**7048 UNFLANGED RIM LOCK**  
(LH illustrated)



**7047 UNFLANGED RIM LOCK**  
(LH illustrated)

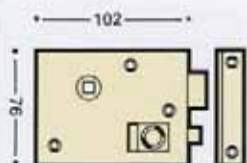


**7046 UNFLANGED RIM LOCK**  
(LH illustrated)

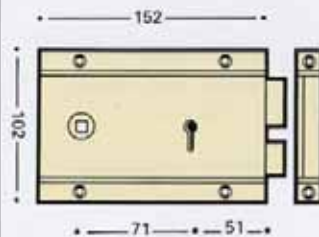



**7045 UNFLANGED RIM LOCK**  
(LH illustrated)

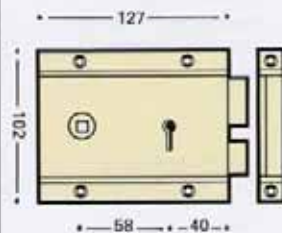
LOCKS ARE 2 LEVER  
SUPPLIED WITH 2 KEYS  
(EXTRA KEYS AVAILABLE)



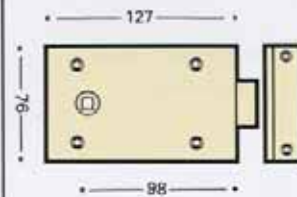
**7064 BATHROOM RIM LATCH**  
(LH illustrated)



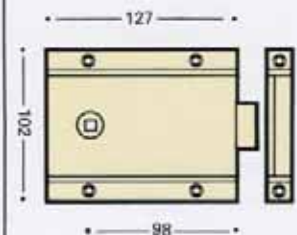
**7026 FLANGED RIM LOCK**  
(LH illustrated)



**7025 FLANGED RIM LOCK**  
(LH illustrated)



**7115 UNFLANGED RIM LATCH**



**7125 FLANGED RIM LATCH**

# ESCUTCHEONS



**0173 ESCUTCHEON**  
 • plain design  
 • swing cover



**3924 ESCUTCHEON**  
 • beaded design  
 • swing cover



**1868 ESCUTCHEON**  
 • reeded design  
 • swing cover



**0155 ESCUTCHEON**  
 • pear drop design  
 • swing cover



**1849 ESCUTCHEON**  
 • plain flat design




**1884 ESCUTCHEON**  
 • plain flat design



**3921 ESCUTCHEON**  
 • beaded design



**8421 ESCUTCHEON**  
 • rope design



**3925 OVAL/UNION**  
**3926 EURO-PROFILE**  
 • beaded design



**8425 OVAL/UNION**  
**8426 EURO-PROFILE**  
 • rope design



**0159 ESCUTCHEON**  
 • sunk design



**0169 ESCUTCHEON**  
 • sunk design



**1871 ESCUTCHEON**  
 • sunk design



**3007U OVAL/UNION**  
**3007E EURO-PROFILE**  
 • 3.0mm thick



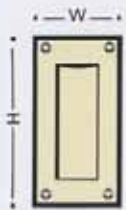
**3008U OVAL/UNION**  
**3008E EURO-PROFILE**  
 • 1.5mm thick



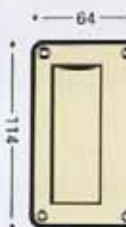
**1893U OVAL/UNION**  
**1893E EURO-PROFILE**  
 • plain design  
 • screw-on cover to conceal fixings



**3928 OVAL/UNION**  
**3929 EURO-PROFILE**  
 • beaded design  
 • screw-on cover to conceal fixings



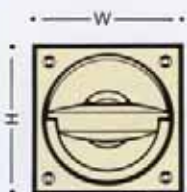
**1155 FLUSH PULL**  
 sizes : 90 x 41  
 (H x W) 103 x 51



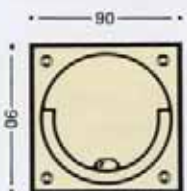
**1159 FLUSH PULL**



**1157 FLUSH PULL**



**1086 FLUSH RING HANDLE**  
 • supplied with 8mm spindle to operate mortice latch  
 sizes : 65 x 65  
 (H x W) 75 x 75  
 90 x 90



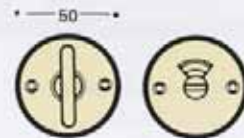
**1086SQ SQUASH COURT HANDLE**  
 • supplied with 8mm spindle to operate mortice latch



**1036 RING HANDLE**  
 • plain design  
 • available to suit rim locks if required  
 ring size (W) 51, 63, 75



**1059 RING HANDLE**  
 • bead design  
 • available to suit rim locks if required  
 ring size (W) 51, 63, 75



**0148 TURN & RELEASE**  
 • red/green indication  
 • coin operated release  
 • 5mm spindle



**9000 TAYLORS SPINDLE**  
 • 8mm spindle  
 • used to fix dead mortice lock furniture



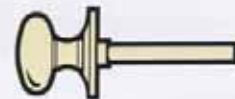
**0150 ADAPTOR SLEEVE**  
 • 5mm to 8mm



**0523 OVAL KNOB TURN**  
 • to suit mortice rack bolt



**0524 OVAL KNOB TURN & RELEASE**  
 • to suit mortice rack bolt  
 • coin operated emergency release  
 • suitable for doors up to 57mm thick




**0533 OVAL KNOB TURN**  
 • to suit mortice deadbolt  
 • 5mm spindle




**0534 OVAL KNOB TURN & RELEASE**  
 • to suit mortice deadbolt  
 • 5mm spindle  
 • coin operated release  
 • suitable for doors up to 57mm thick



# ENTRANCE DOOR FURNITURE




**4054 LETTER PLATE**  
 • stepped design  
 • sprung flap



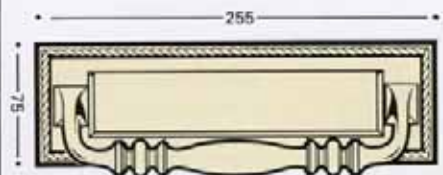
**8453 LETTER PLATE**  
 • rope design  
 • sprung flap



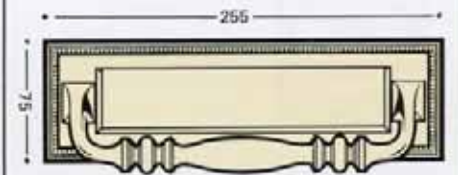
**3953 LETTER PLATE**  
 • beaded design  
 • sprung flap



**4056 POSTAL HANDLE**  
 • stepped design  
 • sprung flap



**8454 POSTAL HANDLE**  
 • rope design  
 • sprung flap

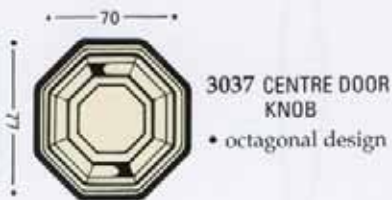


**3954 POSTAL HANDLE**  
 • beaded design  
 • sprung flap

# ENTRANCE DOOR FURNITURE



**4055 DOOR KNOCKER**  
• stepped design



**3037 CENTRE DOOR KNOB**  
• octagonal design



**4057 CYLINDER COVER**  
• plain design  
• swing cover



**8456 DOOR KNOCKER**  
• rope design



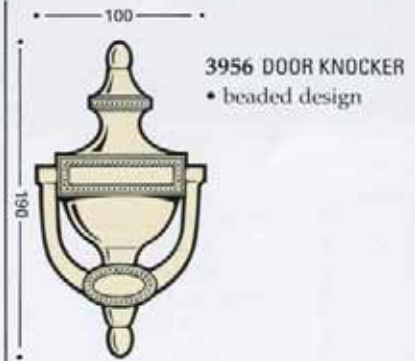
**8464 CENTRE DOOR KNOB**  
• rope design



**8427 CYLINDER COVER**  
• rope design  
• swing cover



**0093 NUMERAL**  
• concealed pin fixing



**3956 DOOR KNOCKER**  
• beaded design

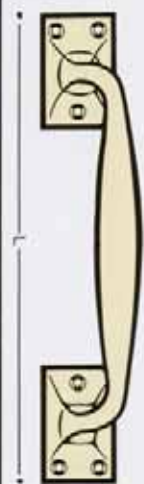


**3964 CENTRE DOOR KNOB**  
• beaded design



**3927 CYLINDER COVER**  
• beaded design  
• swing cover

# PULL HANDLES, FINGER PLATES & KICKING PLATES



**1435 PULL HANDLE**  
 • face fixed  
 • rear bolt fixing available upon request  
 sizes L : 152, 203, 254, 305



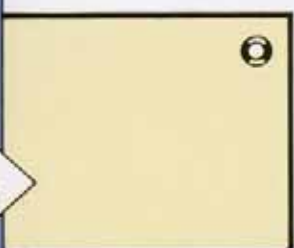
**1440A PULL HANDLE**  
 • face fixed  
 • rear bolt fixing available upon request



**1440B PULL HANDLE**  
 • face fixed  
 • rear bolt fixing available upon request



**1728 FINGER PLATE**  
 • any size (L x W) made to order  
 • option of 1.6mm, 2mm or 3mm thick



**2295 KICKING PLATE**  
 sizes to order

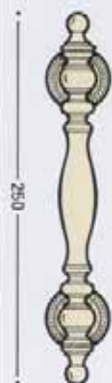


**4305 PULL HANDLE**  
 • face fixed  
 sizes L : 229, 305



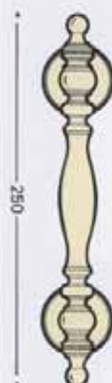
**1442 PULL HANDLE**  
 • face fixed  
 sizes L : 152, 184

# PULL HANDLES & FINGER PLATES



**3934 PULL HANDLE**

- beaded design
- rear bolt fixing



**3936 PULL HANDLE**

- beaded design
- concealed face fixing



**3938 PULL HANDLE**

- beaded design
- face fixed backplate
- supplied with the option of rear bolt fixing the handle



**3940 FINGER PLATE**

- beaded design



**8438 PULL HANDLE**

- rope design
- face fixed backplate
- supplied with the option of rear bolt fixing the handle



**8440 FINGER PLATE**

- rope design

# PULL HANDLES & FINGER PLATES



## 1976 PULL HANDLE

- rear bolt fixing
- sizes L : 218, 250

•—W—•



## 1977 PULL HANDLE

- face fixed backplate
- supplied with the option of rear bolt fixing the handle

sizes : 305 x 57  
(L x W) 380 x 64

•—W—•



## 1978 PULL HANDLE

- face fixed backplate
- supplied with the option of rear bolt fixing the handle

sizes : 305 x 57  
(L x W) 380 x 64  
other backplate sizes available on request

•—W—•



## 1979 PULL HANDLE

- face fixed backplate
- supplied with the option of rear bolt fixing the handle

sizes : 350 x 64  
(L x W) 400 x 64  
other lengths available on request



•—W—•



## 1728 FINGER PLATE

- any size (L x W) made to order
- option of 1.6mm, 2mm or 3mm thick

•—W—•



## 1977 FINGER PLATE

sizes : 305 x 57  
(L x W) 380 x 64

•—W—•



## 1980 FINGER PLATE

sizes : 350 x 64  
(L x W) 400 x 64  
other lengths available upon request

# PULL HANDLES & FINGER PLATES



## 6999 PULL HANDLE

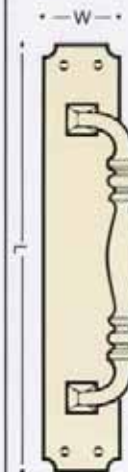
- rear bolt fixing
- sizes L : 215, 245



## 7000 PULL HANDLE

- face fixed backplate
- supplied with the option of rear bolt fixing the handle


sizes : 305 x 57  
(L x W) 380 x 64



## 7001 PULL HANDLE

- face fixed backplate
- supplied with the option of rear bolt fixing the handle

sizes : 305 x 57  
(L x W) 380 x 64  
other backplate sizes available on request



## 7000 FINGER PLATE

sizes : 305 x 57  
(L x W) 380 x 64

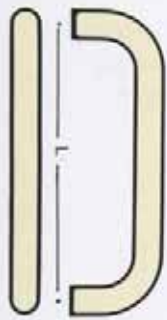


## 7002 FINGER PLATE

sizes : 305 x 57  
(L x W) 380 x 64  
any size made to order


# PULL HANDLES

19



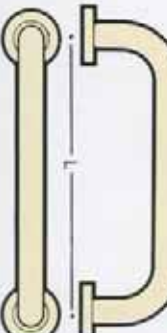
**4257 PULL HANDLE**  
 • rear bolt fixing  
 sizes L : 152, 229, 305, 457, 610  
 other lengths available upon request

19



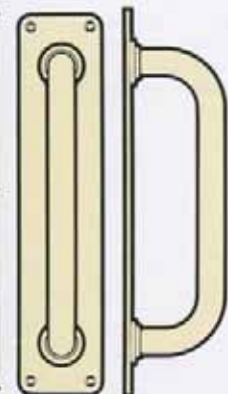
**4258 PULL HANDLE**  
 • rear bolt fixing  
 • c/w seating cups  
 sizes L : 152, 229, 305, 457, 610  
 other lengths available upon request

19



**4259 PULL HANDLE**  
 • concealed face fixing  
 sizes L : 152, 229, 305, 457, 610  
 other lengths available upon request

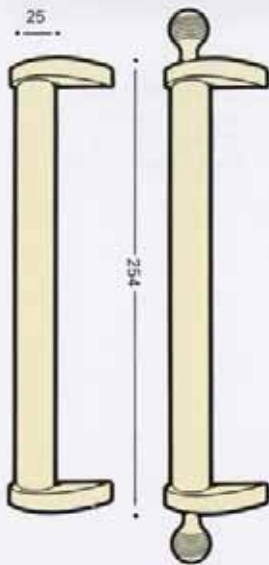
W



**4260 PULL HANDLE**  
 • face fixed backplate  
 • supplied with the option of rear bolt fixing the handle  
 sizes : 305 x 64  
 (L x W) 380 x 64

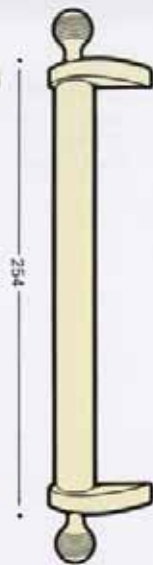


25



8046

25



8048

• rear bolt fixing  
 other lengths available upon request

25



8045



8047

• face fixed  
 other lengths available upon request







# F R A N K A L L A R T

Frank Allart & Company Ltd

15/35 Great Tindal Street, Ladywood, Birmingham, B16 8DR, UK.

Tel: 0121- 410 6000 Fax: 0121- 410 6066

International · Tel: +44 (0)121- 410 6000 Fax: +44 (0)121- 410 6066

e-mail: [sales@allart.co.uk](mailto:sales@allart.co.uk) Web Site: [www.allart.co.uk](http://www.allart.co.uk)



**Door & Hardware  
Federation**

Incorporating DSMA & ABHM