



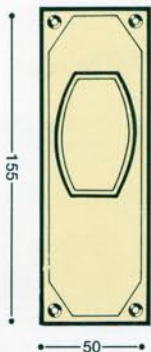
Allart Deco

Art Deco was undoubtedly one of the liveliest and most comprehensive of twentieth century design trends, embracing all aspects of a modern lifestyle. Architecture, fine arts, interiors, decorative arts and fashion all shared a common thread with the use of basic geometric forms and high quality materials.

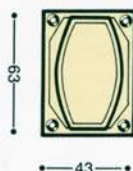
In the 1920s, George Allart designed an entire range of door and window furniture which successfully captured the spirit of the period. Today, the clear cut lines are as fashionable and functional as ever – hence the rebirth of the range using modern production techniques to ensure the highest standards of quality and performance.

Knob & Lever Furniture . . . 9	Entrance Door Furniture . . . 10	Cloakroom Fittings . . . 10	Pull Handles & Finger Plates . . . 11
Espagnolette Bolts . . . 12	Window Furniture . . . 13	Lock Accessories . . . 13	Cupboard & Drawer Fittings . . . 13
	Electrical Accessories . . . 14	Special Products . . . 15	

LEVER & KNOB FURNITURE



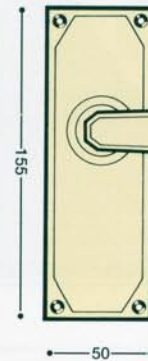
- 9221 LATCH
- 9222 LOCK
- 9223 LOCK WITH KEYHOLE COVERS
- 9224 OVAL CYLINDER
- 9225 PROFILE CYLINDER
- 9227 BATHROOM
- 9228 BATHROOM WITH INDICATOR



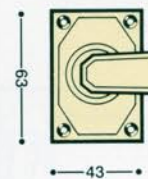
- 9231 LATCH
- 9331 C/W MICROTITE SPINDLE



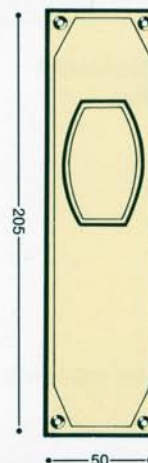
- 9011 LATCH
- 9012 LOCK
- 9013 LOCK WITH KEYHOLE COVERS
- 9014 OVAL CYLINDER
- 9015 PROFILE CYLINDER
- 9017 BATHROOM
- 9018 BATHROOM WITH INDICATOR - L/H TURN
- 9019 BATHROOM WITH INDICATOR - R/H TURN



- 9021 LATCH
- 9022 LOCK
- 9023 LOCK WITH KEYHOLE COVERS
- 9024 OVAL CYLINDER
- 9025 PROFILE CYLINDER
- 9027 BATHROOM
- 9028 BATHROOM WITH INDICATOR - L/H TURN
- 9029 BATHROOM WITH INDICATOR - R/H TURN





- 9031 LATCH

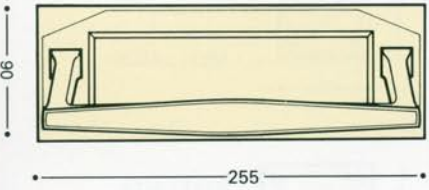


- 9211 LATCH
- 9212 LOCK
- 9213 LOCK WITH KEYHOLE COVERS
- 9214 OVAL CYLINDER
- 9215 PROFILE CYLINDER
- 9217 BATHROOM
- 9218 BATHROOM WITH INDICATOR

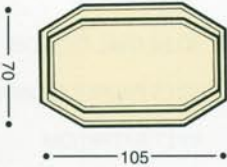
ENTRANCE DOOR & CLOAKROOM FITTINGS



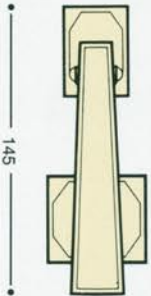
9453 LETTER PLATE
• sprung flap



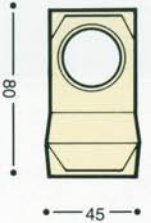
9456 POSTAL HANDLE
• sprung flap



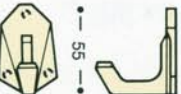
9464 CENTRE DOOR KNOB



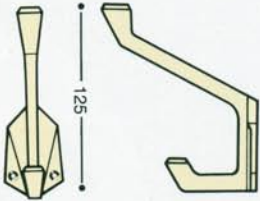
9471 DOOR KNOCKER



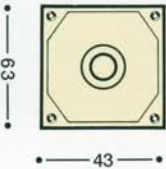
9472 CYLINDER PULL



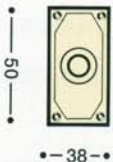
9552 WARDROBE HOOK



9554 HAT & COAT HOOK

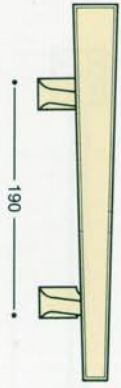


9478 BELL PUSH



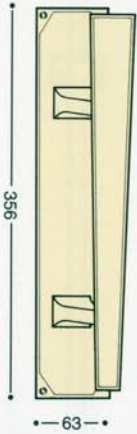
9476 BELL PUSH

PULL HANDLE & FINGER PLATES



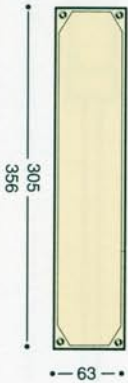
9531 PULL HANDLE – LH

- 9535 PULL HANDLE – RH**
(illustrated)
- rear bolt fixing



9533 PULL HANDLE – LH

- 9537 PULL HANDLE – RH**
(illustrated)
- face fixed backplate
 - supplied with the option of rear bolt fixing the handle



9541 FINGER PLATE

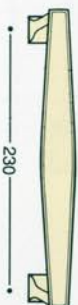
- 305mm x 63mm

- 9543 FINGER PLATE**
- 356mm x 63mm



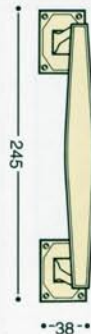
9512 PULL HANDLE

- rear bolt fixing



9522 PULL HANDLE

- rear bolt fixing



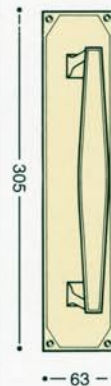
9514 PULL HANDLE

- face fixed



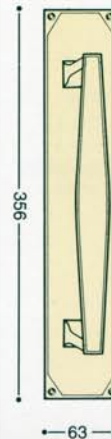
9524 PULL HANDLE

- face fixed



9516 PULL HANDLE

- face fixed backplate
- supplied with the option of rear bolt fixing the handle



9526 PULL HANDLE

- face fixed backplate
- supplied with the option of rear bolt fixing the handle

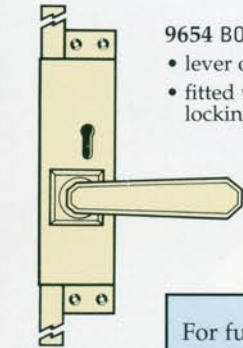


ESPAGNOLETTE BOLTS



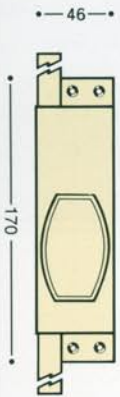
9650 BOLT
 • knob operation
 • fitted with 5 lever locking mechanism

Shoot size 14x8



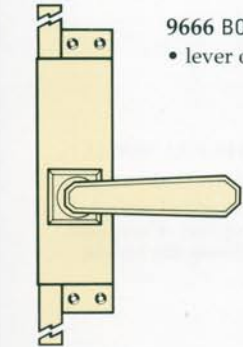
9654 BOLT
 • lever operation
 • fitted with 5 lever locking mechanism

For further details including frame fixings and how to order please see page 50 in bolt selection section

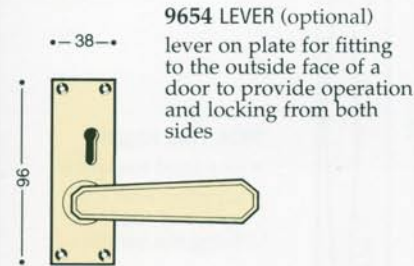


9660 BOLT
 • knob operation


Shoot size 14x8



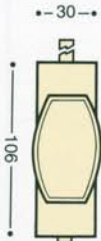
9666 BOLT
 • lever operation



9654 LEVER (optional)
 lever on plate for fitting to the outside face of a door to provide operation and locking from both sides

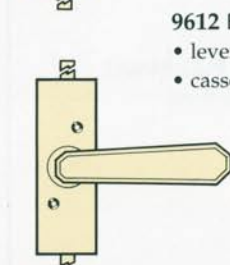


New Design
CASSETTE SYSTEM
 please see page 51 for further details



9606 BOLT
 • knob operation
 • cassette system

Shoot size 10x10



9612 BOLT
 • lever operation
 • cassette system



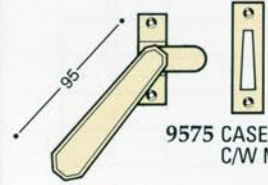
Bolts are supplied to suit a 2134mm opening. Other lengths are available made to order.

WINDOW FITTINGS



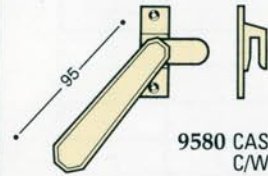
9570 CASEMENT STAY 254mm

9573 CASEMENT STAY 305mm



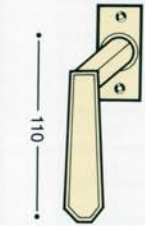
9575 CASEMENT FASTENER
C/W MORTICE PLATE - LH

9577 CASEMENT FASTENER
C/W MORTICE PLATE - RH



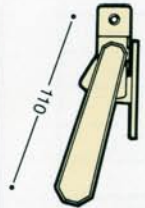
9580 CASEMENT FASTENER
C/W HOOK PLATE - LH

9582 CASEMENT FASTENER
C/W HOOK PLATE - RH



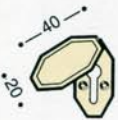
9586 ESPAGNOLETTE
HANDLE - LH

9589 ESPAGNOLETTE
HANDLE - RH



9594 CASEMENT FASTENER
WEDGE TYPE
• reversible

LOCK ACCESSORIES

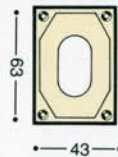


9402 COVERED
ESCUTCHEON



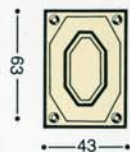
9405 ESCUTCHEON
OVAL CYLINDER

9406 ESCUTCHEON
PROFILE CYLINDER



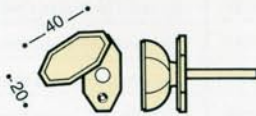
9411 ESCUTCHEON
OVAL CYLINDER

9412 ESCUTCHEON
PROFILE CYLINDER



9419 TURN & RELEASE

9420 TURN & RELEASE WITH
INDICATOR



9424 BATHROOM TURN &
COVERED RELEASE



9431 MORTICE BOLT TURN

9433 MORTICE BOLT TURN
WITH RELEASE

CUPBOARD/DRAWER FITTINGS



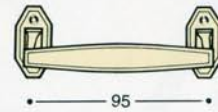
9595 CUPBOARD KNOB



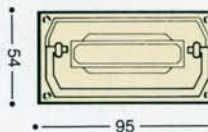
9597 CUPBOARD KNOB




9502 PULL HANDLE



9504 PULL HANDLE



9599 DRAWER HANDLE



ELECTRICAL ACCESSORIES


S = Single = 95 x 95

D = Double = 95 x 150



Code	Description	Plate Size
9741	20A Dolly Switch (Two Way) One Gang	S
9742	20A Dolly Switch (Two Way) Two Gang	S
9743	20A Dolly Switch (Two Way) Three Gang	D
9744	20A Dolly Switch (Two Way) Four Gang	D
9747	20A Dolly Switch (Intermediate) One Gang	S
9748	20A Dolly Switch (Intermediate) Two Gang	S
9751	6A Rocker Switch (Two Way) One Gang	S
9752	6A Rocker Switch (Two Way) Two Gang	S
9753	6A Rocker Switch (Two Way) Three Gang	D
9754	6A Rocker Switch (Two Way) Four Gang	D
9757	20A Rocker Switch (Intermediate) One Gang	S
9758	20A Rocker Switch (Intermediate) Two Gang	S
9761	400W Dimmer Switch (One Way) One Gang	S
9762	400W Dimmer Switch (One Way) Two Gang	S
9763	250W Dimmer Switch (One Way) Three Gang	D
9764	250W Dimmer Switch (One Way) Four Gang	D
9765	400W Dimmer Switch (Two Way) One Gang	S
9766	400W Dimmer Switch (Two Way) Two Gang	S
9767	250W Dimmer Switch (Two Way) Three Gang	D
9768	250W Dimmer Switch (Two Way) Four Gang	D
9770	50A DP Cooker Switch c/w 13A Socket Outlet	D
9771	50A DP Cooker Switch	D
9772	50A DP Cooker Switch with Neon Indicator	D
9773	20A DP Switch	S
9774	20A DP Switch with Neon Indicator	S
9781	13A Socket Outlet One Gang – Switched	S
9782	13A Socket Outlet Two Gang – Switched	D
9783	Round Pin Socket Outlet 2A – Unswitched	S
9784	Round Pin Socket Outlet 5A – Switched	S
9785	Round Pin Socket Outlet 15A – Switched	S
9786	13A Fused Connection Unit Unswitched	S
9787	13A Fused Connection Unit DP Switched	S
9788	13A Fused Connection Unit DP Switched with Neon	D
9789	13A Fused Connection Unit Unswitched with Cord Outlet	S
9790	13A Fused Connection Unit DP Switched with Cord Outlet	D
9791	13A Fused Connection Unit DP Switched with Neon Indicator and Cord Outlet	D
9792	Co-axial Socket Outlet TV Isolated	S
9793	Co-axial Socket Outlet TV & FM Isolated	S
9794	Telephone Outlet Master	S
9795	Telephone Outlet Secondary	S
9796	Shaver Supply Unit 115V/240V Dual Output	D
9798	Blanking Plate Single 95mm x 95mm	S
9799	Blanking Plate Double 150mm x 95mm	D

95

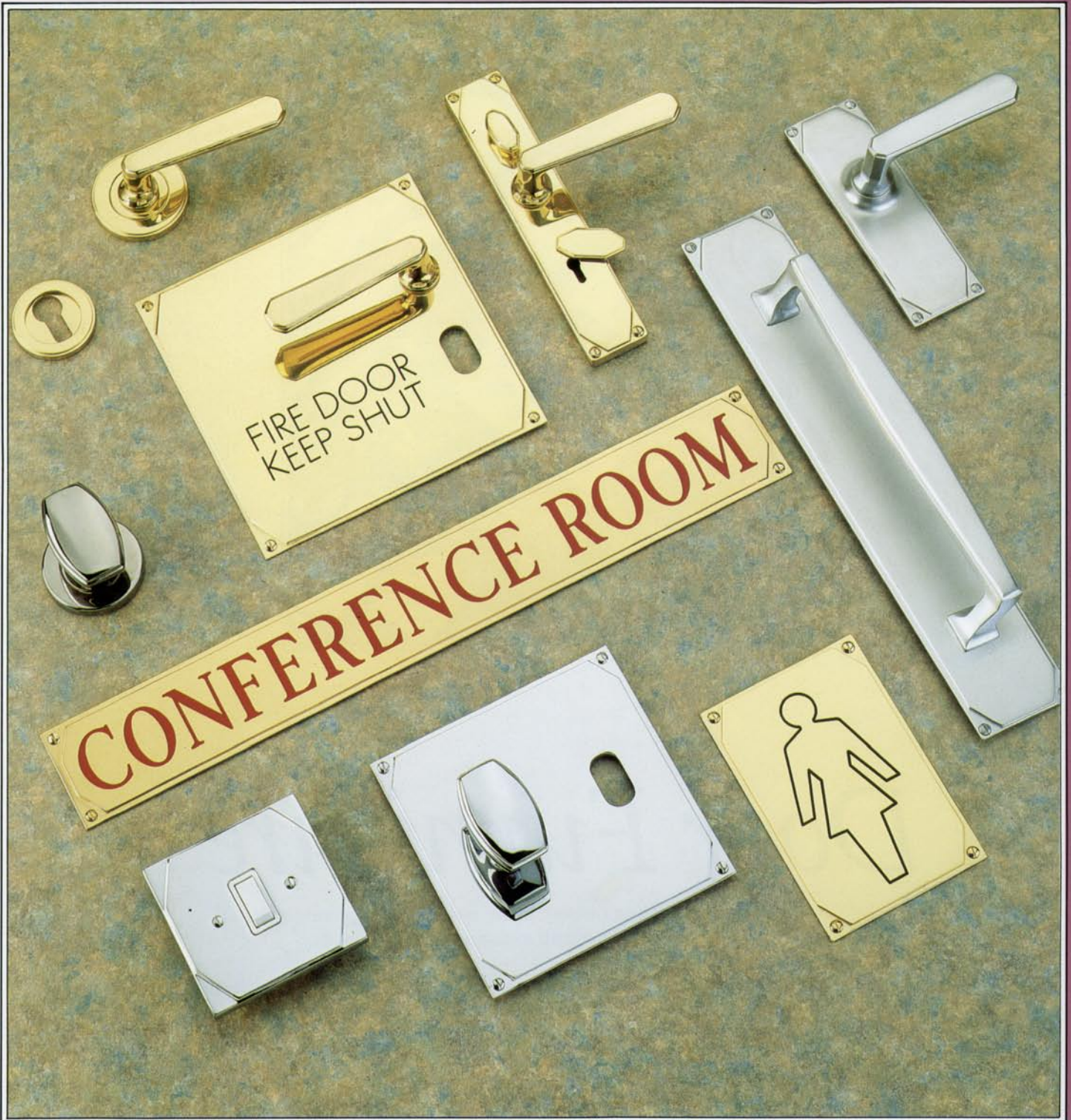


95

95



150



Our Special Product Service enables the scope of the Art Deco Suite to be broadened by offering adaptations to standard products, special surface finishes, signage, and the manufacture of bespoke products. Photographed here are just a few of the many special designs produced for our customers in recent years.

Our Design Department, utilizing sophisticated Computer Aided Design equipment, has the capabilities, knowledge and experience to undertake all aspects of product design and development.

Please contact our Sales Department who will be pleased to provide a quotation against your requirements, with drawings and prototypes available upon request.



F R A N K A L L A R T

Frank Allart & Company Ltd

15/35 Great Tindal Street, Ladywood, Birmingham, B16 8DR, UK.

Tel: 0121- 410 6000 Fax: 0121- 410 6066

International · Tel: +44 (0)121- 410 6000 Fax: +44 (0)121- 410 6066

e-mail: sales@allart.co.uk Web Site: www.allart.co.uk



**Door & Hardware
Federation**

Incorporating DSMA & ABHM